

ENSURE HIGH QUALITY OF PRODUCTS

CORE-Injector

위·대장 일회용 내시경 인젝터



Features	Benefits
One-Click Type	- Possible to predict the accurate open and close
Advantage of Outer Tube Tapered Edge of Outer Tube	- No channel damage with smooth insertion - Prevention for projection of Inner Tube
Hardness of Outer Tube	- Accurate reaching to the drug injection port
Advantage Of Needle Double Processed Needle	- Delicate injection without slip - Smooth drug injection

No.	Product Name	Working Length(mm)	Needle			
			Gauze	O.D.(mm)	Thickness(mm)	Length(mm)
1	CORE Injector	2,300	23	0.6	0.1	4

㈜인코아

본 사 : 경상북도 경산시 와촌면 솔구불길 18,
첨단메디컬융합첨성센터 501호

서울사무소 : 경기도 고양시 덕양구 통일로 140,
삼송테크노벨리 A동 222호

Tel. 02-866-3514 Fax. 02-6919-1346

INCORE Co., Ltd.

Head office : 501, 18, Solgubul-gil, Wachon-myeon,
Gyeongsan-si, Gyeongsangbuk-do

Seoul office : A-222, 140, Tongil-ro, Deogyang-gu, Goyang-si,
Gyeonggi-do

Tel. +82-2-866-3514 Fax. +82-2-6919-1346

Distributed By.



INCORE

위·대장 일회용 의료기기



CORE-Forcep



CORE-Snare

CORE-Injector





INNOVATIVE CORE TECHNOLOGIES OF MEDICAL DEVICES



CORE-Forcep

위·대장 일회용 내시경 포셉

Features	Benefits
Various Lineup	- Various cup sizes, open length 5.0mm / 6.0mm / 7.0mm
Shape of Cup Thinness of Cup → Larger Specimen Volume Double Cut Cup Edge	- Possible to withdraw more specimen compared to the same size - Perfect incision, Minimal bleeding
Double Wire Stronger Force Delicate Operation	- Powerful force transmission to the cup while operating - Swing head, convenient operation



No.	Product Name	Working Length(mm)	Cup	
			Tooth Type	Open length
1	CORE Forcep	1,600 (Gastro)	 w/o Tooth	5.0 / 6.0 / 7.0
2	CORE Forcep	2,300 (Colon)	 w/o Tooth	5.0 / 6.0 / 7.0



CORE-Snare

위·대장 일회용 내시경 스네어

Features	Benefits
Various Lineup	- Thickness of Loop / Softness of Loop / Multi Shape of Loop
Advantage of Handle Ergonomic handle	- Prevention of slipperiness
Advantage of Loop Delicate Operation	- Possible to predict the accurate open and close

No.	Product Name	Loop			Sheath	
		Shape	Width(mm)	Strength	O.D.(mm)	Working Length(mm)
1	CORE Snare	 Oval	10	Soft / Stiff	2.4	2,300
2	CORE Snare		15	Soft / Stiff	2.4	2,300
3	CORE Snare		24	Soft / Stiff	2.4	2,300
4	CORE Snare		30	Soft / Stiff	2.4	2,300
5	CORE Snare	 Crescent	10	Stiff	2.4	2,300
6	CORE Snare		15	Stiff	2.4	2,300
7	CORE Snare		24	Stiff	2.4	2,300